




ISKSAA Annual Meet 2022

14th International Congress of International Society
for Knowledge for Surgeons on Arthroscopy and
Arthroplasty

19th – 20th November 2022 | New Delhi

Theme: **Future Trends & Emerging Technologies**

 Venue: NDMC Convention Centre, New Delhi, India



ISKSAA Secretariat

Dr. Pushpinder Singh Bajaj | ISKSAA President

B-7/5, Safdarjung Enclave, New Delhi – 110029, Tel: +91 11 41057555 / 41057556 / 41057557

Mob: +91 9811056525, email: isksaapresident@gmail.com

For more details, please visit: <https://isksaa.com/isksaa2022.php>

**ISKSA 2022 ANNUAL MEET
19TH NOVEMBER 2022 (SATURDAY)
HALL 1 (GROUND FLOOR)**

ANCHOR : Pradeep Bageja , Sandeep Kumar

TIME	TOPIC	SPEAKER / FACULTY
08.00 – 09.30	DELEGATES REGISTRATION AND WELCOME COFFEE BREAK / BREAKFAST	
09.00 – 1	SESSION 1 : KNEE ARTHROSCOPY (ACL) Moderators : Pradeep Bageja , Sandeep kumar	
09.00 – 09.10	Patello Femoral Joint Pathologies	Sameer Mehta
09.10 – 09.17	Is Increase In Injury To Surgery Time Lead To Increased Post Operative Kinesiophobia In ACL Reconstructed Patients: A Prospective Cohort Study.	RISHABH AGARWAL
09.17 – 09.24	Prospective Study Of Assessment Of Proprioception Recovery Post Anatomical Ant Cruciate Ligament Reconstruction With Remn Retention	AMIT BANSAL
09.24 – 09.31	Functional Assessment Of Single Bundle Reconstruction Of Anterior Cruciate Ligament By Autologous Hamstring Graft.	Rakesh Kumar
09.31 – 09.38	A Cost Effective Technique For Retention Of ACL Graft After Tibial Fixation	Akhil K Thomas
09.38 – 09.45	Contamination Of Autograft During Suture Preparation For Anterior Cruciate Ligament Reconstruction	Swapnil Date
09.45 – 10.00	Questions & Answers	
10.00 – 11.00	SESSION 2 : KNEE ARTHROSCOPY (ACL) Moderators : Pradeep Bageja , Sandeep Kumar	
10.00 – 10.10	Paediatric ACL Reconstruction	Ravi Chauhan
10.10 – 10.17	Comparison Of Clinical And Functional Outcome Of Arthroscopic Anterior Cruciate Ligament Reconstruction Using Hamstring And Peroneus Longus Autograft.	Prajwal Prabhudev Mane
10.17 – 10.24	Functional Outcome Of Knee After All Inside Arthroscopic ACL Reconstruction With Hamstring Autograft Diameter Of Size 8mm Verses Size 9mm- Prospective Study	Amit Saoji
10.24 – 10.31	Comparison Of Functional Outcome Between All Inside ACL Reconstruction Technique Vs Full Tibial Tunnel In ACL Reconstruction	Sunil Kumer Dhanger
10.31 – 10.38	Early Results Of Anterior Cruciate Ligament Reconstruction With Tibial Attachment Preserving Hamstring Graft With Adjustable Loop For Femoral Side Fixation.	Vikas Saxena
10.38 – 10.45	Comparing The Accuracy Of Tunnel Placement And Patient Reported Outcome Measures When Doing Arthroscopic ACL Reconstruction With And Without Indigenously Designed Grid And Image Intensifier	Ravi Kumar
10.45 – 11.00	Questions & Answers	
10.30 – 11.00	MORNING COFFEE BREAK	
11.00 – 12.00	SESSION 3 : KNEE (MENISCUS / LIGAMENT/TRAUMA) Moderators- Sunil Apsingi , KBS Srinivas	

11.00 – 11.10	T button ACL/PCL with PEEK tibial suspensory fixation implant	Sunil Apsingi
11.10 – 11.20	Meniscal Repair	KBS Srinivas
11.20 – 11.27	Outcome Of Arthroscopic Repair Of Horizontal Meniscal Tears With Inside Out Technique And Fibrin Clot Augmentation.	Karthikeyan Chinnaswami
11.27 – 11.34	Posterior Cruciate Ligament Avulsion - Fixation With Fibre Wire Suture Tape	Sanket Tanpure
11.34 – 11.41	Avoid The Killer Turn: Trans Posteromedial Portal PCL Reconstruction	Krunal Soni
11.41 – 11.48	Knee Instability Following Fractures Around Knee Joint - An Analytical Study	Prahalad Kumar Singhi
11.48 – 12.00	Questions & Answers	
12.00 – 13.00	SESSION 4 : KNEE (ACL) Moderators- Raju Easwaran , Pradeep Bageja	
12.00 – 12.10	Revision ACL Reconstruction	Raju Easwaran
12.10 – 12.20	2 Case reports of ACLR & RTP in an international Woman Cricketer and self healed ACL injury & RTP in an adolescent female	Badrinath Prathi PT
12.20 – 12.27	Are Lateral Femoral Condyle Index And Notch Width Index Risk Factors For Anterior Cruciate Ligament Tear??	Arun Gr
12.27 – 12.34	Factors Affecting Timing Of Return To Sports In Elite Sportspersons After Anterior Cruciate Ligament Reconstruction	Akash Singhal
12.34 – 12.41	Analysis Of Arthroscopic ACL Reconstruction Using Peroneus Longus Graft Compared With Quadrupled Semitendinosus Graft In Patients With ACL Tear	Saumya Agarwal
12.41 – 12.48	Comparison Of Outcome Of Anterior Cruciate Ligament Reconstruction Using Hamstring Autograft With And Without Augmentation, A Prospective Randomized Control Trial.	Siddharth Jain
12.48 – 13.00	Questions & Answers	
13.00 – 15.00	LUNCH BREAK	
13.00 – 14.00	SESSION 5 : KNEE ARTHROSCOPY (ACL) Moderators : Rajesh Sethi , Raju Easwaran	
13.00 – 13.15	Arthroscopy of the small joints	Rajesh Sethi (UK)
13.15 – 13.22	Prospective Study In Patients Undergoing Single Bundle Arthroscopic Reconstruction Of Primary Anterior Cruciate Ligament Tear With Bone Quadriceps Tendon Versus Hamstring Tendon Autograft	Raman Attri
13.24 – 13.29	Evaluation Of Combined Anterior Cruciate Ligament And Antero-Lateral Ligament Reconstruction In Patients Of Antero-Posterior Knee Instability With High Grade Positive Pivot Shift Test	Ritwika Nandi
13.21 – 13.36	Peroneus Longus Autograft As An Alternative To Hamstring Tendon In Arthroscopic Single-Bundle ACL Reconstruction	Abhishek Agarwal
13.36 – 13.43	Traumatic Knee Dislocation : Case Series From A Major Trauma Centre	Harjas Singh Shinmar
13.43 – 14.00	Questions & Answers	

14.00 – 15.00	SESSION 6 : KNEE & IMAGING Moderators : Rajesh Sethi , Sandeep Kumar	
14.00 – 14.10	Imaging what's new ?	Sandeep Kumar
14.10 – 14.17	Accuracy And Safety Of Telephone Triage Backed By MRI , In Diagnosing Acute Injuries Of The Knee Joint In A Knee Injury Clinic	Harjas Singh Shinmar
14.17 – 14.24	Diagnostic Accuracy Of Clinical And Magnetic Resonances In Knee Injuries	Mustufa Poonawala
14.24 – 14.31	Correlation Of Magnetic Resonance Imaging (MRI) Findings And Arthroscopy Findings In Diagnosis Of Intra Articular Injuries Of Knee Joint	Surya Sri Karun Chintapalli
14.31 – 14.38	Arthroscopic Suture Fixation For Posterior Cruciate Ligament Tibial Side Avulsion Fractures - The Inter-Cruciate Technique	Jujhar Singh
14.38 – 14.45	Functional Assessment Of Anatomic Single Bundle Primary ACL Reconstruction Using Peroneus Longus Tendon Versus Hamstring Autografts	Sandesh Madi Sural
14.45 – 15.00	Questions & Answers	
15.00 – 16.00	SESSION 7 : TOTAL KNEE ARTHROPLASTY Moderators : Brig (Dr) Amresh Ghai , Aman Dua	
15.00 – 15.10	Technology and Arthroplasty	Brig (Dr) Amresh Ghai
15.10 – 15.20	TKR post high tibial osteotomy	Aman Dua
15.20 – 15.27	Comparison Of Functional Outcome In Total Knee Arthroplasty Performed With And Without A Tourniquet	Rangeen Chandran R
15.27 – 15.34	Comparison Of Two Suture Materials In Capsular Closure: Closure Time And Wound Complications Following Knee Arthroplasty	Kavin Khatri
15.34 – 15.41	Do They Feel Better When They Walk Better? 3D Gait Analysis Study In Total Knee Arthroplasty For Indian Osteoarthritic Knees.	Sanket Tanpure
15.41 – 15.48	Resurfacing Versus Non-Resurfacing Of Patella In Total Knee Arthroplasty	Kshitij Agrawal
15.48 – 16.00	Questions & Answers	
16.00 – 16.30	AFTERNOON COFFEE BREAK	
16.00 – 17.00	SESSION 8 : KNEE ARTHROPLASTY Moderators : Jatinder Singla , Jayant Arora	
16.00 – 16.10	Knee Arthroplasty latest innovations	Jatinder Singla
16.10 – 16.20	Orthopaedic Implant related infections	Kavita Sethi UK
16.20 – 16.30	Indications and results of mobile bearing partial knee replacements in young patients	Jayant Arora
16.30 – 16.37	Review Of Newer Techniques Of Post -Operative Analgesia After Total Knee Arthroplasty	Surya Sri Karun Chintapalli
16.37 – 16.44	Incidence Of Venous Thromboembolism Following Arthroplasty In Indian Population Using Venous Doppler Authors: Dr Mahesh Kumar Reddy V, Dr Rahul Shah	Mahesh Kumar Reddy Vuruvakili
16.44 – 16.51	Risk Assessment In Patients Undergoing Bilateral Simultaneous Total Knee Arthroplasty In Terms Of Complications At 3 Months: A Tertiary Care Experience Of 1121 Patients	(Maj) Rupesh
16.51 – 16.58	Periprosthetic Infection With Mycobacterium Tuberculosis After Total Knee Replacement	Rangeen Chandran
16.58 – 17.00	Questions & Answers	

17.00 – 18.00	SESSION 9 : TOTAL KNEE ARTHROPLASTY & PATELLA Moderators : Karthik Vishwanathan , Sanjeev Anand	
17.00 – 17.10	Does accelerometer based portable navigation lead to better functional outcomes compared to conventional technique of total knee arthroplasty ? A meta-analysis.	Karthik Vishwanathan
17.10 – 17.20	Dislocating Patella	Sanjeev Anand UK
17.20 – 17.27	Medial Tibial Bone Resorption Following Total Knee Arthroplasty Using Two Different Contemporary Prosthetic Designs (Attune Versus PFC Sigma): Minimum Five Years Follow -Up Comparing Clinical And Radiological Outcomes	Mukesh Kumar Saini
17.27 – 17.34	Temporal Trends Of Primary Total Knee Replacement At Tertiary Care Center Over Fifteen Years	SRIHARSHA B
17.34 – 17.41	Anatomical Tibial Components Improve Tibial Coverage And Reduce Overhang Compared To Symmetric Components In Tka-A Ct Based Analysis.	Sawankumar Pawar
17.41 – 17.48	Routine Radiographs Vs Long Leg Radiographs To Assess The Hip Knee Alignment Post Total Knee Replacement, Is There A Difference?	Karan Rajpal
17.48 – 18.00	Questions & Answers	
18.00 – 19.00	ISKSA CONGRESS CHIT CHAAT	

ISKSAA 2022 ANNUAL MEET
19TH NOVEMBER 2022 (SATURDAY)
HALL 2A (FIRST FLOOR)

ANCHOR : Devanshu Gupta , Prince Gupta

TIME	TOPIC	SPEAKER / FACULTY
08.00 – 09.30	DELEGATES REGISTRATION AND WELCOME COFFEE BREAK / BREAKFAST	
09.00 – 11.00	BIOTEK WORKSHOP : HIGH TIBIAL OSTEOTOMY BONE MODEL WORKSHOP USING VARIABLE ANGLED PLATES Moderators : Himanshu Gupta , Praveen Tittal	
09.00 – 09.15	WELCOME FROM BIOTEK	
09.15 – 09.30	Surgical approach and HTO Planning	Dr Himanshu Gupta
09.30 – 09.45		Dr Praveen Tittal
09.45 – 11.00	Hands-on Workshop on bone models	All Faculties
10.30 – 11.00	MORNING COFFEE BREAK	
11.00 – 13.00	SMITH & NEPHEW WORKSHOP Moderators : Aman Dua , Jayant Arora	
13.00 – 15.00	LUNCH BREAK	
14.00 – 15.00	SIRONICS WORKSHOP : T BUTTON – PEEK TIBIAL SUSPENSORY FIXATION DEVICE Moderators : Dr Sunil Apsingi	
14.00 – 14.07	All Inside ACL- Fashion or Science	Dr. Mukesh Garg
14.07 – 14.14	Case Presentation: T-Button	Dr. Neeraj Srivastav
14.14 – 14.21	My Experience with T-Button	Dr. At ul Jain
14.21 – 14.25	Questions & Answers	All Faculties
14.25 – 15.00	Bone Model Demonstration and Hands-on Practice	All Faculties
15.00 – 16.00	SIRONICS WORKSHOP : MENISCAL REPAIR Moderators : Dr Vineet Jain	
15.00 – 15.07	How to diagnose Meniscus Tears & Decision Making: When to repair?	Dr. Himanshu Gupta
15.07 – 15.14	Repair Techniques: Inside-Out, Outside-In, All Inside	Dr. Vivek Mahajan
15.14 – 15.21	Sure Stitch- All Inside Meniscus Repair Device	Dr. Shiv Chowksi
15.21 – 15.25	Questions & Answers	All Faculties
15.25 – 16.00	Hands-On Practice on Bone Models with Inside-Out Needles and Sure Stitch – 3 STATIONS	All Faculties
16.00 – 16.30	AFTERNOON COFFEE BREAK	
16.00 – 18.00	KARL STORZ WORKSHOP : IMAGING IN ORTHOPAEDICS – CUTTING EDGE TECHNOLOGY BY KARL STORZ Moderators : Amit Sharma , Manish Rathore	
18.00 – 19.00	ISKSAA CONGRESS CHIT CHAAT	

ISKSAA 2022 ANNUAL MEET
19TH NOVEMBER 2022 (SATURDAY)
HALL 3A (FIRST FLOOR)

ANCHOR : Sameer Mehta , Ravi Chauhan , Harjas Singh Shinmar

TIME	TOPIC	SPEAKER / FACULTY
08.00 – 09.30	DELEGATES REGISTRATION AND WELCOME COFFEE BREAK / BREAKFAST	
10.00 – 12.00	ISKSAA 2022 FELLOWSHIP INTERVIEWS 1 Moderators : Pushpinder Singh Bajaj , Lalit Maini , KBS Srinivas , Karthik Vishwanathan	
10.30 – 11.00	MORNING COFFEE BREAK	
12.00 – 14.00	ISKSAA 2022 FELLOWSHIP INTERVIEWS 2 Moderators : Pushpinder Singh Bajaj , Lalit Maini , KBS Srinivas , Karthik Vishwanathan	
13.00 – 15.00	LUNCH BREAK	
14.00 – 16.00	ISKSAA 2022 FELLOWSHIP INTERVIEWS 3 Moderators : Pushpinder Singh Bajaj , Lalit Maini , KBS Srinivas , Karthik Vishwanathan	
16.00 – 16.30	AFTERNOON COFFEE BREAK	
16.00 – 18.00	ISKSAA 2022 FELLOWSHIP INTERVIEWS 4 Moderators : Pushpinder Singh Bajaj , Lalit Maini , Sanjeev Anand , KBS Srinivas , Karthik Vishwanathan	
18.00 – 19.00	ISKSAA CONGRESS CHIT CHAAT	

**ISKSAA 2022 ANNUAL MEET
20TH NOVEMBER 2022 (SUNDAY)
HALL 1 (GROUND FLOOR)**

ANCHOR : Sameer Mehta , Ravi Chauhan

TIME	TOPIC	SPEAKER / FACULTY
08.00 – 09.30	DELEGATES REGISTRATION AND WELCOME COFFEE BREAK / BREAKFAST	
09.00 – 10.00	SESSION 10 : SHOULDER (LABRUM) Moderators : Raju Easwaran , Shashank Misra	
09.00 – 09.10	Shoulder Arthroscopy Trends	Shashank Misra
09.10 – 09.20	360 degrees labral repair : Portals	Raju Easwaran
09.20 – 09.27	Arthroscopic Bankart With Remplissage As A Modality Of Treatment In Cases Of Failed Bankart Surgery With Glenoid Loss Less Than 25%	Nitish Kapil
09.27 – 09.34	“Results Of Arthroscopic Bankart With Reimplissage For Failed Bankart Repair.”	Nishant Goyal
09.34 – 09.41	Arthroscopic Latarjet With Remplissage Is An Effective Procedure In Converting ‘Off Track’ Lesions To ‘ On Track’ Lesions	Syed Kareemulla
09.41 – 09.48	Outcome Of The Influence Of Remplissage Repair On Shoulder Range Of Motion After Arthroscopic Bankart Repair.	Mohit Dua
09.48 – 09.55	Arthroscopic Bankart Repair With Knotless Suture Anchors For Traumatic Anterior Shoulder: Result Of Short Term Follow Up	Sunil Kumar Dhanger
09.55 – 10.00	Questions & Answers	
10.00 – 11.00	SESSION 11 : SHOULDER Moderators : Raju Easwaran , Deepak Joshi	
10.00 – 10.10	Supra scapular nerve decompression	Deepak Joshi
10.10 – 10.17	ARTHROSCOPIC BANKART REPAIR COMBINED WITH REMPLISSAGE IN PATIENTS WITH NON-ENGAGING HILL SACH LESION PROVIDES LESS RECURRENCE AND NO SIGNIFICANT MOVEMENT RESTRICTION: Retrospective Study Of 50 Patients	Pramod Kumar Mohan
10.17 – 10.24	A Prospective Study On Chronic Unreduced Anterior Shoulder Dislocation Managed By Latarjet Procedure	Devanshu Gupta
10.24 – 10.31	Arthroscopic Salvage Procedure For Coracoid Graft Fracture Using Double Pulley Technique After Arthroscopic Latarjet Procedure	Syed Kareemulla
10.31 – 10.38	Coexistence Of Slap Lesion/Glenoid Retroversion And Articular/Bursal Sided Partial Rotator Cuff Tears In Athletic Patients	Mohit Dua
10.38 – 10.45	Morphometric Analysis Of Glenoid, Coracoid And Scapular Spine In Indian Population- 3D Ct Study	Mozimul Haq Siddiqui
10.45 – 11.00	Questions & Answers	
10.30 – 11.00	MORNING COFFEE BREAK	
11.00 – 12.00	SESSION 12 : SHOULDER / KNEE Moderators- Manit Arora , Deepak Joshi	
11.00 – 11.10	Reverse Shoulder Arthroplasty trends	Manit Arora
11.10 – 11.20	Centralisation stitch for meniscus : Indications / technique	Deepak Joshi
11.20 – 11.27	Evaluate And Compare The Results Of Conservative Management Versus Arthroscopic	Pinaki Das

	Subacromial Decompression In Symptomatic Partial Rotator Cuff Tears.	
11.27 – 11.34	Correlation Between Clinical Diagnosis And Arthroscopy In Diagnosing Rotator Cuff Tears	Seeyan Mustafa Shah
11.34 – 11.41	A Novel Technique For Increasing Suture Threads In Second Row Devices In Shoulder Arthroscopy	Akhil K Thomas
11.41 – 11.48	Coracoclavicular Ligament Reconstruction - Single Stitch, Zig Less Technique	Niraj Ranjan
11.48 – 12.00	Questions & Answers	
12.00 – 14.00	SESSION 13 : CURRENT AND FUTURE TRENDS IN TRAUMA & ORTHOPAEDICS Moderators- Raj Murali , Puneet Monga	
12.00 – 12.35	UPPER LIMB Moderators – Dilraj Sandher / Mathew Ricks	
12.00 – 12.07	3 D Templating in Upper limb Arthroplasty	Puneet Monga
12.07 – 12.14	Rotator Cuff Tear Management	Rajeev Bansal
12.14 – 12.21	Advances in Arthroscopic techniques	Dilraj Sandher
12.21 – 12.28	Current / future trends in Elbow Arthroplasty	Andrew Wright
12.28 – 12.35	Future trends in Hand & Wrist Arthroplasty	Mathew Ricks
12.35 – 12.49	ANAESTHESIA Moderators : Shashidhara / Sumeeta Conry	
12.35 – 12.42	Current trend working towards ERAS	Neeraj Sharma
12.42 – 12.49	Day case Joint Replacements	Ravi Natesan
12.49 – 13.52	PELVIS / LOWER LIMB / SPINE Moderators : Nikhil Shah / Debbie Shaw	
12.49 – 12.56	Current trends in management of pelvic fractures	Nikhil Shah
12.56 – 13.03	Choice of implants in THR	Deepak Herlekar
13.03 – 13.10	Trends in the management of peri-prosthetic fractures	Debbie Shaw
13.10 – 13.17	Fusion vs Replacement in Ankle Arthritis : current trends	Anoop Anand
13.17 – 13.24	Complex and Revision TKR	George Pavlou
13.24 – 13.31	Decision making in Total Knee replacements	Videsh Raut
13.31 – 13.38	Ankle Arthritis – Fuse or replace ?	Jordi Ballister
13.38 – 13.45	Trends in the management of Hind Foot trauma especially posterior malleolar fractures	Sandeep Kapoor
13.45 – 13.52	Decision making in Sacroiliac joint fusion	Shashank Chitgopkar
13.52 – 14.00	Sex and the Heart	Sanjay Arya
13.00 – 15.00	LUNCH BREAK	
14.00 – 15.00	SESSION 14: SMALL JOINTS Moderators : Ravi Gupta , Sameer Mehta	
14.00 – 14.10	Arthroscopic Arthrolysis of the stiff elbow	Ravi Gupta
14.10 – 14.17	Arthroscopy Assisted Carpal Tunnel Release - Functional Outcome	Akhil K Thomas
14.17 – 14.24	Prediction Of Overlengthening Of Radial Head Prosthesis In Radial Head Arthroplasty– A Cadaveric Study	Sandeep Kumar Deep
14.24 – 14.31	A Neo-Pouch Double Breasting Closure Technique For Recurrent Peroneal Dislocation With Intact Superior Peroneal Retinaculum	Krunal Soni
14.31 – 14.38	There Is A Minimal Difference In Ankle Functional Outcomes After Peroneous Longus Harvest: Systematic Review And Meta-Analysis.	Amit Saoji
14.38 – 14.45	Functional Outcome Of The Ankle Joint After Peroneus Longus Graft Harvest For Anterior	Krunal Soni

	Cruciate Ligament Reconstruction	
14.45 – 15.00	Questions & Answers	
15.00 – 16.00	SESSION 15 : HIP ARTHROPLASTY Moderators : Gurinder Bedi , Anuj Dogra	
15.00 – 15.10	Whats new in Hip Arthroplasty	Gurinder Bedi
15.10 – 15.20	THR – A surgery for the masses	Anuj Dogra
15.20 – 15.27	Is Dual Mobility THR – A Better Choice For Acetabular Revision Surgery In Aseptic Loosening	Vishnu Senthil
15.27 – 15.34	Functional Outcome Of Total Hip Arthroplasty (Tha) In Acute Fracture Neck Of Femur In Patients Aged Above 60 Years	Mahesh Kumar Reddy Vuruvakili
15.34 – 15.41	Outcome Of Trochanteric Fractures In Geriatric Population Treated With Hemiarthroplasty	Sagar Kadam
15.41 – 15.48	Five-Years Long Term Outcomes Of Bipolar Hemiarthroplasty In Femoral Neck Fractures.	Mohit Khanna
15.48 – 15.55	Conservative Management And Delayed Primary Total Hip Arthroplasty For Acetabular Fractures Where Operative Treatment Was Indicated	Nishit Shah
15.55 – 16.00	Questions & Answers	
16.00 – 16.30	AFTERNOON COFFEE BREAK	
16.00 – 17.00	SESSION 16 : HIP / KNEE Moderators : Gurinder Bedi , Anuj Dogra	
16.00 – 16.10	Ultra Congruent Poly in TKA	Gurinder Bedi
16.10 – 16.17	Post Acetabular Fracture Total Hip Arthroplasty Using Dual Mobility Cup	Sagar Kadam
16.17 – 16.24	Management Of Dislocated THR – Our Institutional Experience	Vishnu Senthil
16.24 – 16.31	Management Of Type-1B Peri-Prosthetic Fracture Of Tibia	Vishnu Senthil
16.31 – 16.38	Peri-prosthetic Femoral Shaft Fractures In Patients Having Hip Arthroplasty: Frequency And Risk Factors In The Intraoperative And Postoperative Periods	Vijay Kumar Jain
16.38 – 16.45	Biplanar Medial Opening Wedge High Tibial Osteotomy For Medial Compartment Osteoarthritis Of The Knee	Gangadhar Gundu
16.45 – 16.52	Management Of Fracture Related Infection (FRI) And Peri-Prosthetic Joint (PJI) Infection.	Vikas P Birla
16.52 – 17.00	Questions & Answers	
17.00 – 17.30	ISKSAA CONGRESS CLOSING CEREMONY ISKSAA LEEDS 2024	Pushpinder Singh Bajaj Lalit Maini Sanjeev Anand UK Anuj Dogra

**ISKSAA 2022 ANNUAL MEET
20TH NOVEMBER 2022 (SUNDAY)
HALL 2A (FIRST FLOOR)**

ANCHOR : Sameer Mehta , Ravi Chauhan , Harjas Singh Shinmar

TIME	TOPIC	SPEAKER / FACULTY
08.00 – 09.30	DELEGATES REGISTRATION AND WELCOME COFFEE BREAK / BREAKFAST	
10.00 – 12.00	ISKSAA MCh FELLOWSHIP INTERVIEWS 1 Moderators :	
10.30 – 11.00	MORNING COFFEE BREAK	
12.00 – 14.00	ISKSAA MCh FELLOWSHIP INTERVIEWS 2 Moderators :	
13.00 – 15.00	LUNCH BREAK	
14.00 – 16.00	ISKSAA MCh FELLOWSHIP INTERVIEWS 3 Moderators :	
16.00 – 16.30	AFTERNOON COFFEE BREAK	
16.00 – 18.00	ISKSAA MCh FELLOWSHIP INTERVIEWS 4 Moderators :	
17.00 – 17.30	ISKSAA CONGRESS CLOSING CEREMONY ISKSAA LEEDS 2024	Pushpinder Singh Bajaj Lalit Maini Sanjeev Anand UK Anuj Dogra

ISKSAA 2022 ANNUAL MEET
20TH NOVEMBER 2022 (SUNDAY)
HALL 3A (FIRST FLOOR)

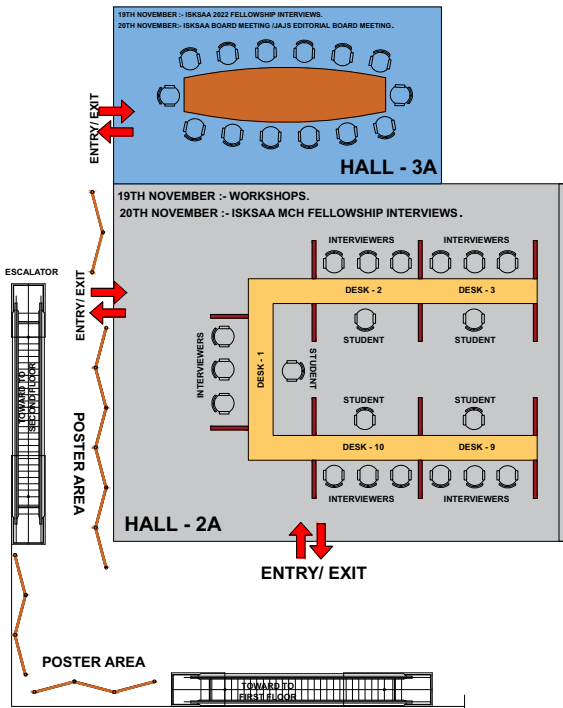
TIME	TOPIC	SPEAKER / FACULTY
08.00 – 09.30	DELEGATES REGISTRATION AND WELCOME COFFEE BREAK / BREAKFAST	
10.00 – 12.00	ISKSAA Board meeting Moderators : Pushpinder Singh Bajaj , Lalit Maini , Sanjeev Anand	
10.30 – 11.00	MORNING COFFEE BREAK	
12.00 – 14.00	JAJS Editorial Board Meeting Moderators : Pushpinder Singh Bajaj , Lalit Maini , Sanjeev Anand , KBS Srinivas , Karthik Vishwanathan , Manit Arora , Ravi Gupta	
13.00 – 15.00	LUNCH BREAK	
16.00 – 16.30	AFTERNOON COFFEE BREAK	
17.00 – 17.30	ISKSAA CONGRESS CLOSING CEREMONY ISKSAA LEEDS 2024	Pushpinder Singh Bajaj Lalit Maini Sanjeev Anand UK Anuj Dogra

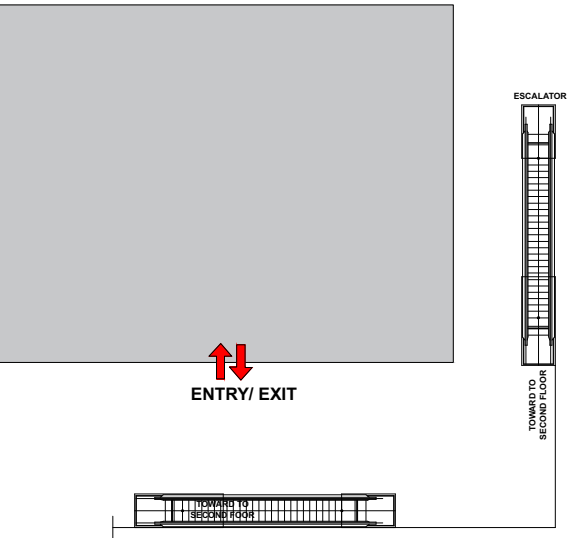
**ISKSAA 2022 ANNUAL MEET
19TH & 20TH NOVEMBER 2022
POSTER AREA (FIRST FLOOR)**

ANCHOR : Karthik Vishwanathan , Devanshu Gupta

TIME	TOPIC	SPEAKER / FACULTY
09.00 – 17.00	ISKSAA 2022 ANNUAL MEET POSTER SESSION POSTER SETUP 19TH NOVEMBER 07.00 – 09.00 POSTER DISPLAY 19TH & 20TH NOVEMBER 09.00 – 17.00 POSTER ASSESSMENT 20TH NOVEMBER 14.00 – 15.00 POSTER DISMANTLING 20TH NOVEMBER 17.00-18.00 Moderators : 14.00 – 15.00 Lalit Maini , Sanjeev Anand , Raj Murali	
1	Autologous Minced Cartilage Implantation For Grade IV Chondromalacia Of Medial Patellar Facet Along With Medial Patellofemoral Complex Advancement For Recurrent Dislocation Patella. A Novel Technique	Mozimul Haq Siddiqui
2	Broken Stem Following Metal-On-Metal 'Birmingham' Hip Resurfacing Treated With Revision Hip Arthroplasty - A Case Report	Nishit Shah
3	Complex Distal Femur Fracture With Multiligament Knee Instability: A Case Report.	Prahalad Kumar Singhi
4	Osgood Schattlers –Treatment/Prevention Modalities In Young Football Players	Aditya Narula
5	Static And Dynamic Balancing And Gait Training In Shooters Leading To A Better Efficacy-A Prospective Study	Aditya Narula
6	Arthroscopic Excision Of Osteoid Osteoma From Coracoid Process	Mustufa Poonawala
7	Giant Proximal Fibula Osteochondroma In A Skeletally Mature Individual: An Unusual Scenario	Akash Singhal
8	A Rare Case Of Traumatic Medial Dislocation Of Patella: Case Report And Surgical Technique	Tapish Shukla
9	Comparison Of Functional Outcome With And Without Knee Brace Physiotherapy After ACL Reconstruction	Akash Garg
10	Medial Collateral Ligament Reconstruction With Semitendinosus And Gracilis Tendons In Osteo Arthritis Knee.	Saurabh Pagdal
11	Is It "Terrible Quadruple"? A Novel Variant Of "Terrible Triad Injury Of Elbow" Associated With Olecranon Fracture managed Surgically.	Kumar Keshav
12	Custom Made Antibiotic Cement Nails In Infective Nonunion Long Bones	Gangadhar Gundu
13	Extra-Articular Hydatid Cyst Of Distal Thigh - An Unusual Site	Mohit Dadlani
14	Application Of Mobile App For Achieving Acetabular Component Inclination And Femoral Stem Version And 3D Balancing In Total Hip Arthroplasty Using Digital Inclinator And Coaxial Stitch Technique, Di-CAST – A Prospective Study.	Sawankumar Pawar
15	Effectiveness Of Caliper Technique In Restoring Limb Length In Patients Of Total Hip Arthroplasty.	Adil Karim
16	Superior Capsular Reconstruction For Massive Rotator Cuff Tear Combining Fascia Lata Autograft Bridging Repair With Artificial Ligament Internal Brace Reinforcement: A Case Report	Atul Gupta
17	Extra Articular Locking Plate An Excellent Implant For Distal Humerus Fracture	Yogesh Soni
18	A Study To Analyse The Correlation Between Chondromalacia Patella And Patellofemoral Factors.	Sagar Arora
19	Bilateral Total Hip Arthroplasty In Ankylosing Spondylitis	Rangeen Chandran R
20	Distal Femur Physeal Separation With Bicondylar Hoffa's Fracture And Transverse Patella Fracture In An Adolescent Boy	Prajwal Prabhudev Mane
21	Sagittal Fractures Of The Talus With Ipsilateral Tibial Pilon Fracture And Calcaneum Fracture, An Unusual Combination- A Case Report With Review Of Literature	Adil Karim
22	Arthroscopic Labral Reconstruction And Das For Bankart Lesion With Soft Tissue Insufficiency	Syed Kareemulla
23	Preventing Back Injuries In Sports Persons	Hemant More
24	An Unusual Case Of Ossification Of Bilateral Achilles Tendon In A Young Female: A Case Report.	Jahangir Salam
25	Retrospective Study For Accessibility Of Multi-Slice CT For Investigation Of Occult Hip Fractures And Impact On Timing Of Surgery	Jasmine Kaur Bajaj

26	Closed Intramedullary Nailing Vs Plating In The Treatment Of Extra Articular Distal Tibia Fracture	Sharanprasad Anandakumar Hongal
27	Giant Loose Bodies Of Synovial Chondromatosis: Combined Arthroscopic And Mini Open Technique Tips And Tricks For Success	Aaditya Keerti Mongia
28	Modified Hybrid Fixator For High-Energy Schatzker V And VI Tibial Plateau Fractures	Seeyan Mustafa Shah
29	A Retrospective Study On Non-Vascularized Fibula Strut Autograft With Locking Plate Construct In Comminuted Proximal Humerus Fractures	Devanshu Gupta
30	Augmentation Of Core Decompression In Precollapse Avn Hip By Intraosseous Ibandronate: Prospective Randomised Pilot Study	Pratik M Rathod
31	High Incidence Of Spondylolisthesis In Patients With Grade 3 Or 4 Osteoarthritis Knees With Spinal Symptoms.	Sawankumar Pawar
32	Functional Outcome Of Distal Femoral Fractures Treated With Distal Femoral Locking Compression Plate : A Prospective Study	Sandeep Kumar Deep
33	Understanding The Mechanism Of Failure/Non Union In Humerus Fractures Is Important In Treating Persistent Non Unions: Our Experience In 30 Cases	Karan Jindal
34	Outcome Of Ulnar Osteotomy And Annular Ligament Reconstruction In Missed Monteggia Fractures	Siddharth Gupta
35	Combined Anterior Intrapelvic Along With Modified Iliofemoral Approach For Complex Acetabulum Fractures With Predominant Anterior Displacement In Single Sitting	Jujhar Singh





FIRST FLOOR LAYOUT

FOOD COURT AREA



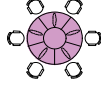
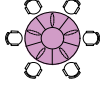
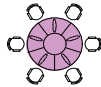
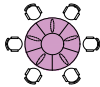
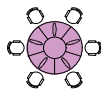
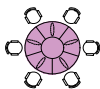
BUFFET TABLE



BUFFET TABLE



HI TEA AREA



ENTRY/EXIT



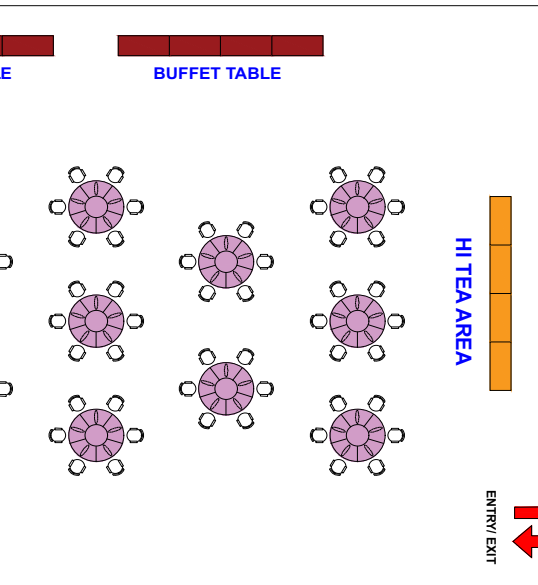
19TH NOVEMBER

1. BREAKFAST 8:00 TO 9:30.
2. MORNING COFFEE BREAK 10:30 TO 11:00.
3. LUNCH :- 13:00 TO 15:00.
4. AFTERNOON COFFEE BREAK :- 16:00 TO 16:30.
5. ISKSSA CONGRESS CHIT-CHAT :- 18:00 TO 19:00.

20TH NOVEMBER

1. BREAKFAST
2. MORNING
3. LUNCH :- 1
4. AFTERNOON

COURT A



NOVEMBER
8:00 TO 9:30.
COFFEE BREAK 10:30 TO 11:00.
13:00 TO 15 :00.
ON COFFEE BREAK :- 16.:00 TO 16:30.

THIRD FLOOR
LAYOUT

Best Wishes From.



BIORANGE
BIOLOGICAL PVT.LTD.

MAKERS OF.

DEN  **RANGE**

B  **NRANGE-PTH**

 **STEO**  **NE**

 **STEO**  **NIN**

